

Advanced Multipath Fading Channel Simulator IP Core

Ultra-compact frequency-selective fading channel simulator with user-defined power spectral densities

Key Features

- Generates up to eight independently configurable fading paths with parameterizable path delays
- Samples are time-correlated with a user-definable Doppler spectrum shape, including support for flat, Gaussian, rounded, bell and Jakes' power spectral densities
- Fully-controllable parameters, including the Doppler frequency, Rician K -factor, and sample rate
- Easily synthesized for various FPGA implementations using device-independent HDL code
- Ultra-long repetition period of the output fading samples

Functional Description

Each instance of Ukalta's frequency-selective fading channel simulation IP core accurately generates up to eight streams of Rayleigh or Rician fading samples. The samples are time correlated with a power spectral density (PSD) that can be defined by the user, supporting arbitrary PSDs including Jakes' (restricted and asymmetrical), flat, Gaussian, bi-Gaussian, rounded and bell Doppler spectrums.

Figure 1 demonstrates how a baseband transmitted signal is multiplied by fading coefficients to generate a received signal impaired by a multipath fading channel. One instance of the USCH-FS-USD core generates eight complex-valued fading samples (i_0, q_0 to i_7, q_7) every clock period when the clock enable (CE) pin is held high. Asserting the reset signal clears internal registers of the USCH-FS-USD and returns the core to its initial state. The in-phase components (i_0 to i_7) and quadrature components (q_0 to q_7) are represented in two's complement 16-bit fixed-point format.

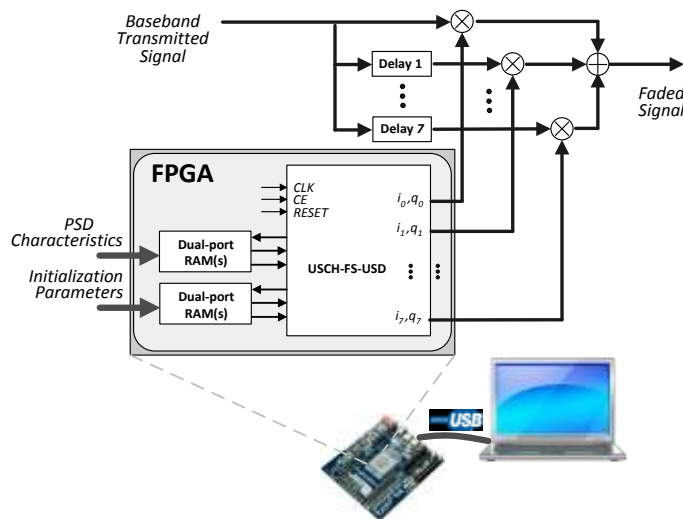


Figure 1: Simulation of multipath fading channels with user-defined Doppler spectrums

Fading channel simulation parameters such as the normalized Doppler frequency, Rician K -factor, path delays, and Doppler spectrum shape are initialized through a memory interface on the IP core. The configuration values passed on the memory interface are generated with the provided software library. Under manual operation this software library can be accessed through a graphical user interface (GUI) running on a personal computer. Alternatively, the software library can be accessed directly or through a tool command language (TCL) scripting interface and permits for the execution of automated test procedures. Users are able to modify the parameters during the operation of the fading channel simulator using the GUI or the scriptable interface.

Implementation Performance

The USCH-FS-USD core is ideal for FPGA prototyping of wireless radio propagation channels. The design is coded using device-independent HDL and maps efficiently onto various FPGA architectures. Synthesis results for an eight-tap fading channel simulator on selected Xilinx and Altera FPGA devices are listed in Table 1. The supported Doppler frequency range is between 73×10^{-6} Hz and 4,340 Hz and can be set in steps of 0.001 Hz. For the implementation in Table 1 the maximum path delay is 5.1 μ s with a delay resolution of 5 ns. The path delay can be increased by allocating additional on-chip memory blocks.

Table 1: Characteristics of the USCH-FS-USD core on selected FPGA devices

Device	I	II
<i>Clock frequency (MHz)</i>	257	239
<i>Slices/Logic modules</i>	1439 (2.8%)	2457 (1.8%)
<i>On-chip memory blocks</i>	17 (5.9%)	35 (3.4%)
<i>Dedicated multipliers</i>	27 (14.1%)	30 (5.2%)

- I: Xilinx Virtex-5 LX 330 -2 (XC5VLX330-2)
- II: Altera Stratix III L340 -C3 (EP3SL340-C3)

Deliverables

- Fully-commented and synthesizable Verilog source code or FPGA netlist
- Bit-true C and Matlab software models
- Instantiation example
- Software interface for channel emulator configuration
- Product manual and detailed documentation
- Technical support

Statistical Accuracy

Several statistical measures are applied to the generated fading samples to qualify the output of the fading channel simulator. Time-correlation properties of the generated fading samples are measured using the cross-correlation function (CCF) and auto-correlation function (ACF). Other important aspects of the temporal behaviour of the fading envelope include the level crossing rate (LCR) and the average fade duration (AFD). The probability density function (PDF) of the generated samples is compared to the theoretical distribution. Figures 2 and 3 demonstrate that the generated fixed-point fading samples match closely with the theoretically predicted statistics. Additional statistical data on the fading core output is available upon request.

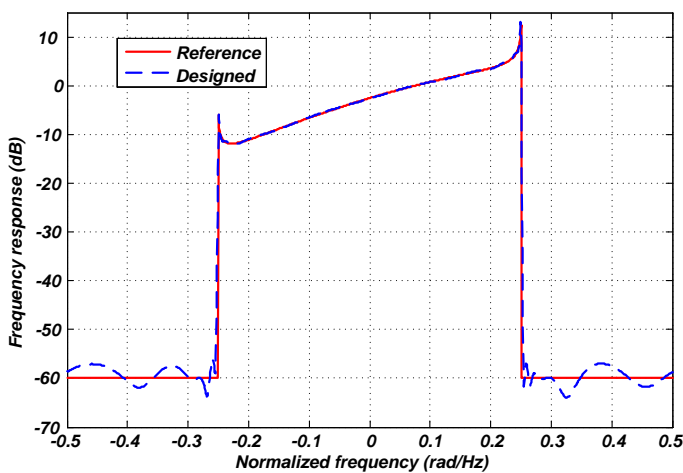


Figure 2: A user-defined Doppler spectrum

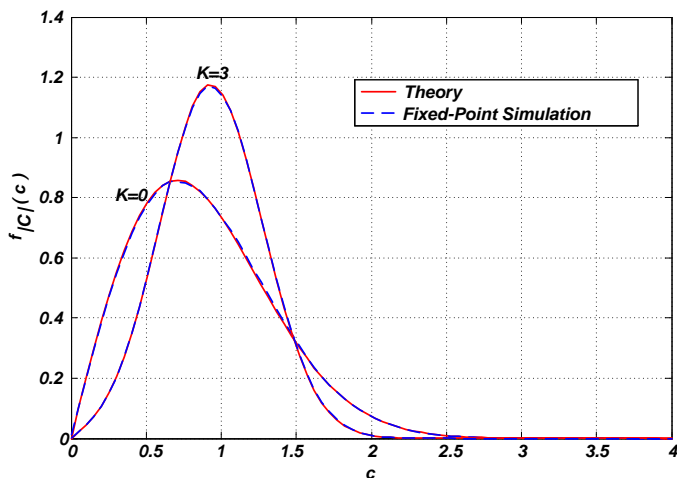


Figure 3: PDF of the generated fading samples for $K=0$ (Rayleigh) and $K=3$ (Rician) channels

Applications

Fading channel emulation is a key component in the performance evaluation of wireless communication systems. The USCH-FS-USD IP core supports channel models from a variety of standards such as GSM, EDGE, WLAN, DVB, ITU 3G, W-CDMA/HSPA, TD-SCDMA, and cdma2000. The flexibility of the fading IP core allows engineers to rapidly validate and accurately estimate the performance of the baseband algorithms under a variety of radio propagation conditions. It can be utilized to verify the quality of various system components, including source coders, interleavers, modulators, equalizers, channel decoders and detectors. The compact nature of the fading channel simulator enables baseband-level prototyping and debugging of entire communication systems under realistic channel conditions, all on a single FPGA.

Related Products

The fading channel simulator can be combined with Ukalta's noise generator IP cores for the performance verification of wireless communication systems in the presence of Gaussian noise at the receiver. Datasheets **UGNG-31**, **UGNG-57** and **UGNG-71** provide further information on the AWGN IP cores available from Ukalta Engineering.

If the integer sample period delay resolution offered by this core is not sufficient, Ukalta's **UDLY-FRAC** IP core can be used to generate fractional delays between multipath components.

To simulate geometrically modeled channel models please refer to the **-GEO** versions of the fading channel IP cores.

Multiple antenna (MIMO) fading channel simulation support is available through Ukalta's **UMCH** IP core family. The MIMO fading channel simulators support a variety of spatial correlation models including Kronecker, Weichselberger, and virtual channel representation.

Emulation of fading channels with other distributions such as Nakagami- m and Weibull can be performed when combined with Ukalta's **UNAKAGAMI** and **UWEIBULL** IP cores.

Ordering Information

For purchasing or to obtain more detailed information on this or any of our other products or services, please contact Ukalta Engineering and we will be pleased to discuss how we can address your special requirements.